



ELEGANT COUNTRY GARDENS

We offer visitors the chance to see 3 inspirational gardens with superb views of the Southern Alps just over an hour's drive from Christchurch. This group of three gardens are all within a forty-minute drive of each other, 20 minutes apart, and all are part of well-run farms of varying sizes.

All 3 gardens have been assessed by NZGT (which is affiliated to the RNZIH) to an International level.

Loch Leven and Coldstream are both 5 star Nationally Significant, and Flaxmere a 6 star Internationally Significant.

Visitors are welcome to indulge in experiencing genuine kiwi hospitality with a taste of locally grown fresh produce, all beautifully presented.

Plantmanship of each garden is exceptional, with enthusiastic and knowledgeable hosts.

Loch Leven has evolved over 30 years with hedging taking centre stage giving shelter as well as definition, in a superbly planted garden. Formality and structure are important here and a passion for plants can be seen in a plant nursery in which Doreen propagates everything she sells.

Coldstream is a lush oasis and the secret to the spectacular growth is exceptional water with

magnificent trees and a large rhododendron collection. Established over 31 years ago, there is a wide variety of plants, and a peacefulness created by the stream which leads into a large pond complete with a jetty to feed the eels.

Flaxmere, Timeless and ever changing. 55 years after it all began Flaxmere continues to inspire with its appealing vistas and innovative design. The 3 hectare garden has many different areas presenting different styles, each with their distinctive personality, connected by a series of ponds. There is a large area of indigenous plants, a whirlpool garden created after a heavy snowfall, naturalistic garden using grasses and perennials, a rose garden and the classical swimming pool area. A gracefully arched bridge leads your eye to Mt Te Koa. Vistas here are considered artforms.

Penny Zino was recently made a Fellow of the RNZIH for her contribution to Horticulture and art in North Canterbury and New Zealand.

ELEGANT COUNTRY GARDENS

Gardens for all seasons

Food prices

We welcome tour groups of all sizes.

Visitors are free to wander around our gardens at their leisure or a guided tour with the owners. In addition to garden tours visitors may enjoy morning and afternoon teas, or a light lunch

20% Commission for the Tourist operator is included in the prices below. Guides and drivers free of charge.

Morning or Afternoon tea and coffee

Tea and coffee served with muffins or scones for morning events or cake or sweet slice in the afternoon Includes gate admission fee and talk approx. 1 hour 45 minutes per garden.

Group size of 4-6 people: \$80.00 per person

Light Lunch

Example: Salmon or lamb with green salads and rice salad served with freshly baked bread. Sweet treats served with tea and coffee. Complimentary wine beer or homemade lemon drinks.

Vegetarian and gluten free are available, and includes gate fee and talk (2 ½ hours)

Group size of 4-6 people: \$125.00 per person



For more information and to book a visit, please contact Garden Owners

Coldstream Garden

Vicki Collett
Phone: +64 3 315 8312
Mobile: +64 27 437 1329
Email: dalcol@xtra.co.nz

Flaxmere Garden

Penny Zino
Phone: +64 3 3144 504
Mobile: +64 27 2100 958
Email: zino@flaxmeregarden.co.nz

Loch Leven Garden

Doreen Dryden
Phone: +64 3 315 6408
Mobile: +64 27 2205 186
Email: m.d.dryden@xtra.co.nz



COLDSTREAM



Garden of National Significance 5 star awarded by NZGT affiliated to the RNZIH.

A lush oasis...

The stream flowing through Coldstream garden is the secret to the spectacular growth of the garden established just 36 years ago. The one-hectare garden wraps around the farmhouse, with a series of interconnecting lawns and pathways that lead you from one area to the next. Mature oaks and silver birches provide height and a canopy to protect the large garden beds of established roses, camellias, and the extensive collection of rhododendrons, that together with mass plantings of daffodils, tulips and peonies put on a magnificent display in the spring. In summer the garden creates a feeling of peace with

the stream and wonderful water sounds in North Canterbury's searing hot days. In autumn the deciduous trees colour superbly.



Between the canopy and under-planting you'll see enticing views across the surrounding farmland to distant mountains. Coldstream stream is put to good use naturally filtering the waters of a large pond surrounded by extensive planting. The jetty is a great spot to feed the eels that come and visit. There are plenty of restful spots to take in the grandeur of the garden.

Vicki Collett

197 Culverden Rd, Culverden, North Canterbury

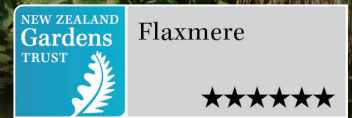
Call: +64 3 315 8312 or +64 27 437 1329

Email: dalcol@xtra.co.nz





FLAXMERE



Garden of International Significance 6 star awarded by NZGT affiliated to the RNZIH.

Flaxmere Garden is a large country garden of approximately 7 acres.

It is approximately 1 hours drive north of Christchurch, through some of the prettiest parts of Canterbury. The drive includes the Waipara Vineyards and then wonderful limestone formations in the Weka Pass to an intermountain plain surrounded by the Southern Alps. Flaxmere is situated on terraced riverbed country. The garden has evolved since 1966, based on the principles of strong design, using the natural landscape. Long vistas often cross axed, are often described as art forms and are a predominant feature. Stone walls have been built over the years, providing a strong link with the landscape. Heavy old bridge timbers add to the country style. A series of five ponds with wonderful birdlife, create a sense of enormous peace.

This is a garden for all seasons. Daffodils and an abundance of flowering cherries add to the spring magic. Masses of primula candlelabra, rhododendrons, azaleas, and clematis follow in October and November.

Roses, water irises, and lilies herald the summer and are best in early December. There is a naturalistic garden of perennials and grasses which come into flower in January. A whirlpool garden that was

created after a heavy snowfall, using gum branches that broke in the snow is of year round interest.

Flaxmere was planted with autumn colour in mind. It is a blaze of reds oranges and yellows in late April, providing a flamboyant flourish before winter sets in, and as the leaves fall the bones of the garden become apparent. There is a large area of New Zealand native plants, surrounding a riverbed styled pond, which is attracting great interest.

The peace and tranquility of the ponds, wonderful birdlife, & vistas make this garden something people always remember.

There is a photographic exhibition in the barn of the Garden through the seasons.

Penny Zino has been made a Fellow of the Royal New Zealand Institute of Horticulture for her contribution to the arts and horticulture in North Canterbury and New Zealand.

Penny Zino
128 Westenras Rd, Hawarden, North Canterbury
Call: (03) 314 4504 or 027 2100 958
Email: zino@flaxmeregarden.co.nz
Visit: www.flaxmeregarden.co.nz



LOCH LEVEN



Garden of National Significance 5 star awarded by NZGT affiliated to the RNZIH.

The 3 acre garden has evolved over the last 31 years and is still evolving, a fence has been removed and a new area is being developed this year.

Hedging has been used extensively to give shelter and structure. Large borders are filled with a rich array of plants including roses, rhododendrons, shrubs, perennials, hostas, irises, perennials and peonies.

You'll see ashes, elms, oaks and silver birches planted throughout the large expanse lawn and garden to give shade and tranquillity.

A dry-stone wall garden has been planted with silver and grey plants. A more naturalistic planting of natives and grasses on the outskirts blends well with large rocks and wire art. A summerhouse adds tranquillity.

Numerous old bricks have been used to path areas. Raised potager vegetable beds and a small espaliered fruit tree orchard are very productive and attractive.

Spectacular views of Mt Lyford and the Lowry Peaks range can be viewed from the garden. The nursery has a wide selection of plants the owners propagate and sell online as well as to visitors.

The garden is wheelchair accessible (1.2 metre paths and there are nursery/plants for sale

Doreen Dryden
714 Rotherham Rd, Rotherham, North Canterbury
Call: +64 3 315 6408 or +64 27 2205186
Email: m.d.dryden@xtra.co.nz
Visit: www.lochlevennursery.co.nz

